



## Descripción:


Visores en Policarbonato 100% con protección lateral.  
 Marco en PVC flexible.  
 Resistencia a impactos.  
 Filtro UV 99.9%  
 Diseño ergonómico en policarbonato oftálmico de alta transparencia.

## Presentación

Unidad de empaque: 12 UND  
 Caja master: 300 UND  
 Presentación individual: Bolsa individual  
 Peso: 30 gr  
 Largo: 6"

## Usos:

Excelente para trabajos que requieran de alta precisión.  
 Ideales para labores en las que hay manipulación de herramientas manuales o eléctricas.  
 Alta resistencia al impacto.  
 Buen desempeño para trabajos exteriores y bajo techo.



REF. NA2100122



REF. NA2100312



REF. NA2100722

REF. NA2100811



REF. NA2100222




REF. NA2100822

REF. NA2100412

REF. NA2100921

Conforme a CE EN166

[www.narasafe.com](http://www.narasafe.com)



ECS GmbH - European Certification Service  
 Augenschutz und Persönliche Schutzausrüstung  
 Laserschutz und Optische Messtechnik

## Test Report

Nr. 1086-ECS-15

Contact person: Dr. Bernhard Schmitz  
 Phone: +49 (0)7561 9102494  
 Fax: +49 (0)7561 9102494  
 E-mail: bernhard.schmitz@ecs-eyesafe.de  
 www.ecs-eyesafe.de  
 Web: www.ecs-eyesafe.de  
 Test lab accredited by DINAKS: D-PL-19590-02-00  
 Notified by the Central Authority of the Federal States for Safety Technologies (ZLS)  
 BSWP/IBC/CASP/DE/BA

Customer	Manufacturer
----------	--------------

Test report contains	Main part, one measurement report
----------------------	-----------------------------------

Number of pages in this test report	10
-------------------------------------	----

Product	Spectacles for occupational use, oculars providing UV-filtering action
---------	--

Arrival of samples	May 26, 2015
--------------------	--------------

Period of testing	May 28 - June 01, 2015
-------------------	------------------------

Test specifications (Standards)	DIN EN 166 : 2001 & DIN EN 170 : 2002
---------------------------------	---------------------------------------

Remarks  
 The results described in this test report refer to the mentioned test samples, exclusively. A copy of the test report, complete or in extracts, is not allowed without any written permission of the ECS GmbH Aalen.  
 Aalen, 01. June 2015

Dr. Bernhard Schmitz  
 ECS manager

Address:	Geschäftsführer:	Registrierungs-	Bankverbindung:
Höfleinstraße 50 73430 Aalen	Dr. Bernhard Schmitz	Urn HRB 720831 UStBR/1	KSK Oculis Königsplatz 10/02076905 812, D-14650 BISAN/15 69 6145 0050 1300 2769 05 SWIFT: BIC2433DE33

[www.narasafe.com](http://www.narasafe.com)



Test Report Nr. 1086-ECS-15 dated 01/06/2015	Main part: page 2 of 3
--	------------------------

**Test objects, tests and results**  
 Based on the labels as written in the standards DIN EN 166 and 170, the main part assigns the test samples to the named tests. The test results are documented according to the named standards.

**Signs and symbols**  
 The requirements are described in DIN EN 166 and 170

- + meet the requirements
- do not meet the requirements
- / not tested
- n.a. not applicable
- G borderline case
- Ab interruption of the testing sequence
- BO Base out
- BI Base in

Whenever the dioptric power of the surface is stated, this value was calculated using the formula  $F=0,523/r$ , where "r" is the radius of the curved surface.

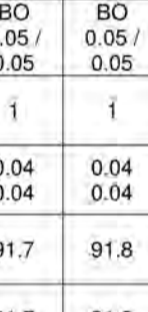
The related measurement uncertainties of the applied optical metrological instruments correspond to the required one in DIN EN 167.

Unless stated otherwise, the measurements were carried out in the main viewing point of the specimens and, in the case of lenses with corrective power, at the applicable reference point.

**Test results**  
 The annexes document the test results of each individual measurement. All results printed in bold and italic type document that the test sample did actually not meet the requirements which are demanded in the specified standards.

150601\_ahn\_test\_report\_1086-15\_MainPart\_BDS\_SchutzZellen.docx

[www.narasafe.com](http://www.narasafe.com)



Test Report Nr. 1086-ECS-15 dated 01/06/2015	Main part: page 3 of 3
--	------------------------

**Test objects, tests and results**  
 Based on the labels as written in the standards DIN EN 166 and 170, the main part assigns the test samples to the named tests. The test results are documented according to the named standards.

**Signs and symbols**  
 The requirements are described in DIN EN 166 and 170

- + meet the requirements
- do not meet the requirements
- / not tested
- n.a. not applicable
- G borderline case
- Ab interruption of the testing sequence
- BO Base out
- BI Base in

Whenever the dioptric power of the surface is stated, this value was calculated using the formula  $F=0,523/r$ , where "r" is the radius of the curved surface.


The related measurement uncertainties of the applied optical metrological instruments correspond to the required one in DIN EN 167.

Unless stated otherwise, the measurements were carried out in the main viewing point of the specimens and, in the case of lenses with corrective power, at the applicable reference point.

**Test results**  
 The annexes document the test results of each individual measurement. All results printed in bold and italic type document that the test sample did actually not meet the requirements which are demanded in the specified standards.

150601\_ahn\_test\_report\_1086-15\_MainPart\_BDS\_SchutzZellen.docx

[www.narasafe.com](http://www.narasafe.com)



Test Report Nr. 1086-ECS-15 dated 01/06/2015	Main part: page 3 of 3
--	------------------------

**Test objects, tests and results**  
 Based on the labels as written in the standards DIN EN 166 and 170, the main part assigns the test samples to the named tests. The test results are documented according to the named standards.

**Signs and symbols**  
 The requirements are described in DIN EN 166 and 170

- + meet the requirements
- do not meet the requirements
- / not tested
- n.a. not applicable
- G borderline case
- Ab interruption of the testing sequence
- BO Base out
- BI Base in

Whenever the dioptric power of the surface is stated, this value was calculated using the formula  $F=0,523/r$ , where "r" is the radius of the curved surface.


The related measurement uncertainties of the applied optical metrological instruments correspond to the required one in DIN EN 167.

Unless stated otherwise, the measurements were carried out in the main viewing point of the specimens and, in the case of lenses with corrective power, at the applicable reference point.

**Test results**  
 The annexes document the test results of each individual measurement. All results printed in bold and italic type document that the test sample did actually not meet the requirements which are demanded in the specified standards.

150601\_ahn\_test\_report\_1086-15\_MainPart\_BDS\_SchutzZellen.docx

[www.narasafe.com](http://www.narasafe.com)



Test Report Nr. 1086-ECS-15 dated 01/06/2015	Main part: page 3 of 3
--	------------------------

**Test objects, tests and results**  
 Based on the labels as written in the standards DIN EN 166 and 170, the main part assigns the test samples to the named tests. The test results are documented according to the named standards.

**Signs and symbols**  
 The requirements are described in DIN EN 166 and 170

- + meet the requirements
- do not meet the requirements
- / not tested
- n.a. not applicable
- G borderline case
- Ab interruption of the testing sequence
- BO Base out
- BI Base in

Whenever the dioptric power of the surface is stated, this value was calculated using the formula  $F=0,523/r$ , where "r" is the radius of the curved surface.

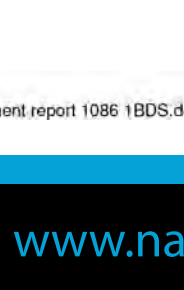
The related measurement uncertainties of the applied optical metrological instruments correspond to the required one in DIN EN 167.

Unless stated otherwise, the measurements were carried out in the main viewing point of the specimens and, in the case of lenses with corrective power, at the applicable reference point.

**Test results**  
 The annexes document the test results of each individual measurement. All results printed in bold and italic type document that the test sample did actually not meet the requirements which are demanded in the specified standards.

150601\_ahn\_test\_report\_1086-15\_MainPart\_BDS\_SchutzZellen.docx

[www.narasafe.com](http://www.narasafe.com)



Test Report Nr. 1086-ECS-15 dated 01/06/2015	Main part: page 3 of 3
--	------------------------

**Test objects, tests and results**  
 Based on the labels as written in the standards DIN EN 166 and 170, the main part assigns the test samples to the named tests. The test results are documented according to the named standards.

**Signs and symbols**  
 The requirements are described in DIN EN 166 and 170

- + meet the requirements
- do not meet the requirements
- / not tested
- n.a. not applicable
- G borderline case
- Ab interruption of the testing sequence
- BO Base out
- BI Base in

Whenever the dioptric power of the surface is stated, this value was calculated using the formula  $F=0,523/r$ , where "r" is the radius of the curved surface.

The related measurement uncertainties of the applied optical metrological instruments correspond to the required one in DIN EN 167.

Unless stated otherwise, the measurements were carried out in the main viewing point of the specimens and, in the case of lenses with corrective power, at the applicable reference point.

**Test results**  
 The annexes document the test results of each individual measurement. All results printed in bold and italic type document that the test sample did actually not meet the requirements which are demanded in the specified standards.

150601\_ahn\_test\_report\_1086-15\_MainPart\_BDS\_SchutzZellen.docx

[www.narasafe.com](http://www.narasafe.com)



Test Report Nr. 1086-ECS-15 dated 01/06/2015	Main part: page 3 of 3
--	------------------------

**Test objects, tests and results**  
 Based on the labels as written in the standards DIN EN 166 and 170, the main part assigns the test samples to the named tests. The test results are documented according to the named standards.

**Signs and symbols**  
 The requirements are described in DIN EN 166 and 170

- + meet the requirements
- do not meet the requirements
- / not tested
- n.a. not applicable
- G borderline case
- Ab interruption of the testing sequence
- BO Base out
- BI Base in

Whenever the dioptric power of the surface is stated, this value was calculated using the formula  $F=0,523/r$ , where "r" is the radius of the curved surface.

The related measurement uncertainties of the applied optical metrological instruments correspond to the required one in DIN EN 167.

Unless stated otherwise, the measurements were carried out in the main viewing point of the specimens and, in the case of lenses with corrective power, at the applicable reference point.

**Test results**  
 The annexes document the test results of each individual measurement. All results printed in bold and italic type document that the test sample did actually not meet the requirements which are demanded in the specified standards.

150601\_ahn\_test\_report\_1086-15\_MainPart\_BDS\_SchutzZellen.docx

[www.narasafe.com](http://www.narasafe.com)



Test Report Nr. 1086-ECS-15 dated 01/06/2015	Main part: page 3 of 3
--	------------------------

**Test objects, tests and results**  
 Based on the labels as written in the standards DIN EN 166 and 170, the main part assigns the test samples to the named tests. The test results are documented according to the named standards.

**Signs and symbols**  
 The requirements are described in DIN EN 166 and 170

- + meet the requirements
- do not meet the requirements
- / not tested
- n.a. not applicable
- G borderline case
- Ab interruption of the testing sequence
- BO Base out
- BI Base in

Whenever the dioptric power of the surface is stated, this value was calculated using the formula  $F=0,523/r$ , where "r" is the radius of the curved surface.

The related measurement uncertainties of the applied optical metrological instruments correspond to the required one in DIN EN 167.

Unless stated otherwise, the measurements were carried out in the main viewing point of the specimens and, in the case of lenses with corrective power, at the applicable reference point.

**Test results**  
 The annexes document the test results of each individual measurement. All results printed in bold and italic type document that the test sample did actually not meet the requirements which are demanded in the specified standards.

150601\_ahn\_test\_report\_1086-15\_MainPart\_BDS\_SchutzZellen.docx

[www.narasafe.com](http://www.narasafe.com)



Test Report Nr. 1086-ECS-15 dated 01/06/2015	Main part: page 3 of 3
--	------------------------

**Test objects, tests and results**  
 Based on the labels as written in the standards DIN EN 166 and 170, the main part assigns the test samples to the named tests. The test results are documented according to the named standards.

**Signs and symbols**  
 The requirements are described in DIN EN 166 and 170

- + meet the requirements
- do not meet the requirements
- / not tested
- n.a. not applicable
- G borderline case
- Ab interruption of the testing sequence
- BO Base out
- BI Base in

Whenever the dioptric power of the surface is stated, this value was calculated using the formula  $F=0,523/r$ , where "r" is the radius of the curved surface.

The related measurement uncertainties of the applied optical metrological instruments correspond to the required one in DIN EN 167.

Unless stated otherwise, the measurements were carried out in the main viewing point of the specimens and, in the case of lenses with corrective power, at the applicable reference point.

**Test results**  
 The annexes document the test results of each individual measurement. All results printed in bold and italic type document that the test sample did actually not meet the requirements which are demanded in the specified standards.

150601\_ahn\_test\_report\_1086-15\_MainPart\_BDS\_SchutzZellen.docx

[www.narasafe.com](http://www.narasafe.com)



Test Report Nr. 1086-ECS-15 dated 01/06/2015	Main part: page 3 of 3
--	------------------------

**Test objects, tests and results**  
 Based on the labels as written in the standards DIN EN 166 and 170, the main part assigns the test samples to the named tests. The test results are documented according to the named standards.

**Signs and symbols**  
 The requirements are described in DIN EN 166 and 170

- + meet the requirements
- do not meet the requirements
- / not tested
- n.a. not applicable
- G borderline case
- Ab interruption of the testing sequence
- BO Base out
- BI Base in

Whenever the dioptric power of the surface is stated, this value was calculated using the formula  $F=0,523/r$ , where "r" is the radius of the curved surface.

The related measurement uncertainties of the applied optical metrological instruments correspond to the required one in DIN EN 167.

Unless stated otherwise, the measurements were carried out in the main viewing point of the specimens and, in the case of lenses with corrective power, at the applicable reference point.

**Test results**  
 The annexes document the test results of each individual measurement. All results printed in bold and italic type document that the test sample did actually not meet the requirements which are demanded in the specified standards.

150601\_ahn\_test\_report\_1086-15\_MainPart\_BDS\_SchutzZellen.docx

[www.narasafe.com](http://www.narasafe.com)



Test Report Nr. 1086-ECS-15 dated 01/06/2015	Main part: page 3 of 3
--	------------------------

**Test objects, tests and results**  
 Based on the labels as written in the standards DIN EN 166 and 170, the main part assigns the test samples to the named tests. The test results are documented according to the named standards.

**Signs and symbols**  
 The requirements are described in DIN EN 166 and 170